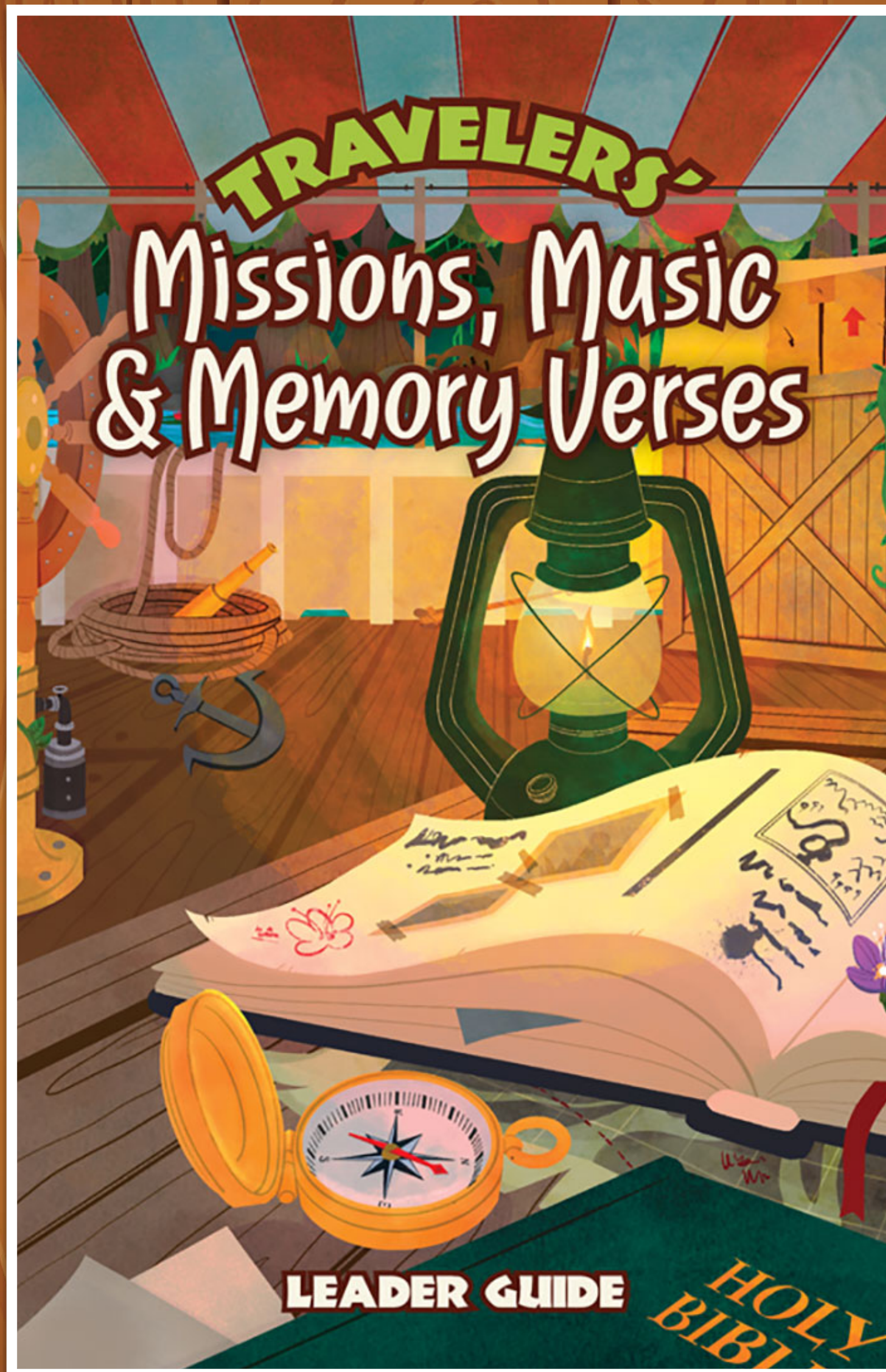
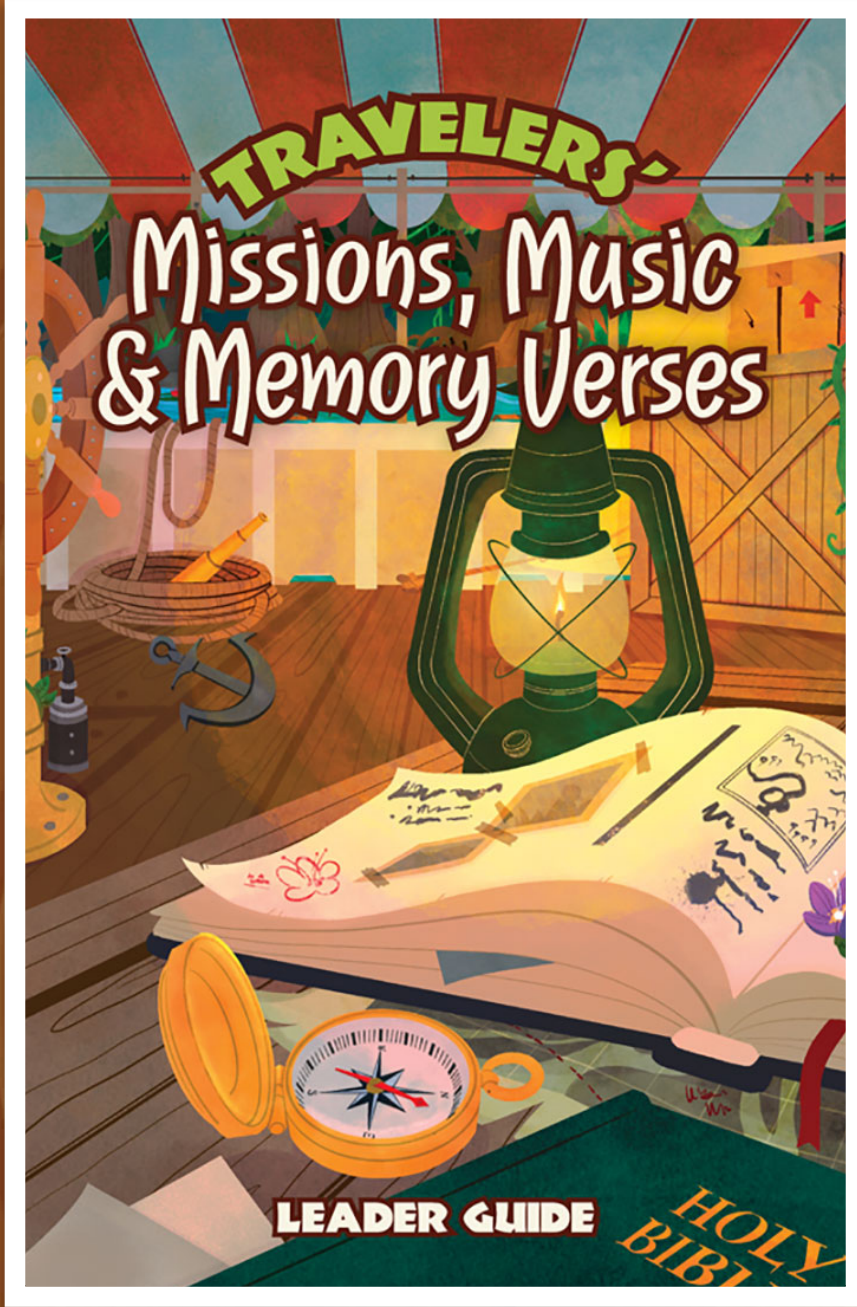




Incorporating Music, Memory verses,
and Missions Into Your VBS





Swinging Songs

This section is for those who may want to add a music rotation to their schedule. A Music Leader Download (including both contemporary and traditional) is included with the purchase of a Super Starter Kit or is available to purchase separately at AnswersVBS.com. The Music Leader Download includes memory verse hand-motion videos (contemporary only), song lyric videos, and audio files for you to choose from. Check with your director for the link or the files.

To help the children learn the VBS songs, spend some time singing them during this rotation. The theme song is fun to sing every day along with several other songs. Choose the songs your kids will enjoy and repeat them throughout the week or use the suggestions given below. You may also want to include the day's memory verse song. (See the Memory Verses Review section.)

Materials

- ☐ Music Leader Download
- ☐ Music Station Poster (12-1-034)

Day 1

- Theme Song
- Contemporary: "The Manatee Song"
- C: "No One Does Good"
- C: "Jesus Is My Light"
- Traditional: "God Is Good"
- T: "Messing It Up"
- T: "Hello, Hello, Babble, Babble"

Day 2

- Theme Song
- C: "No One Does Good"
- C: "Jesus Is My Light"
- C: "O God Our Help in Ages Past"
- T: "Messing It Up"
- T: "Hello, Hello, Babble, Babble"
- T: "O God, Our Help in Ages Past"

Day 3

- Theme Song
- C: "Jesus Is My Light"
- C: "Peace, Love, Joy"
- C: "You Made a Way"
- T: "Hello, Hello, Babble, Babble"
- T: "Admit, Believe, Forever Receive"
- T: "At My Journey's End"

Day 4

- Theme Song
- C: "You Made a Way"
- C: "The Manatee Song"
- C: "No One Does Good"
- T: "Admit, Believe, Forever Receive"
- T: "God Is Good"
- T: "Messing It Up"

Day 5

- Theme Song
- C: "Peace, Love, Joy"
- C: "The Seven C's of History"
- C: "You Made a Way"
- T: "At Mys Journey's End"
- T: "Admit, Believe, Forever Receive"
- T: "O God, Our Help in Ages Past"



THE GREAT
Jungle
JOURNEY
AnswersVBS

© 2023 Answers in Genesis-US. All rights reserved. AnswersVBS.com. Printed in China.



THE GREAT
Jungle
JOURNEY
AnswersVBS



Jeremiah 15:16

Your words were found, and I
ate them,

And your word was to me the
joy and rejoicing of my heart;

A grey stone tablet with a rough, weathered texture is centered on a background of vertical brown wood grain. The tablet is framed by four green vines with heart-shaped leaves, one at each corner. A small, colorful beetle is on the bottom right vine. The text is written in white on the tablet.

Psalm 119:11

Your word I have hidden in my
heart,
That I might not sin against
You.

60TH ANNIVERSARY EDITION




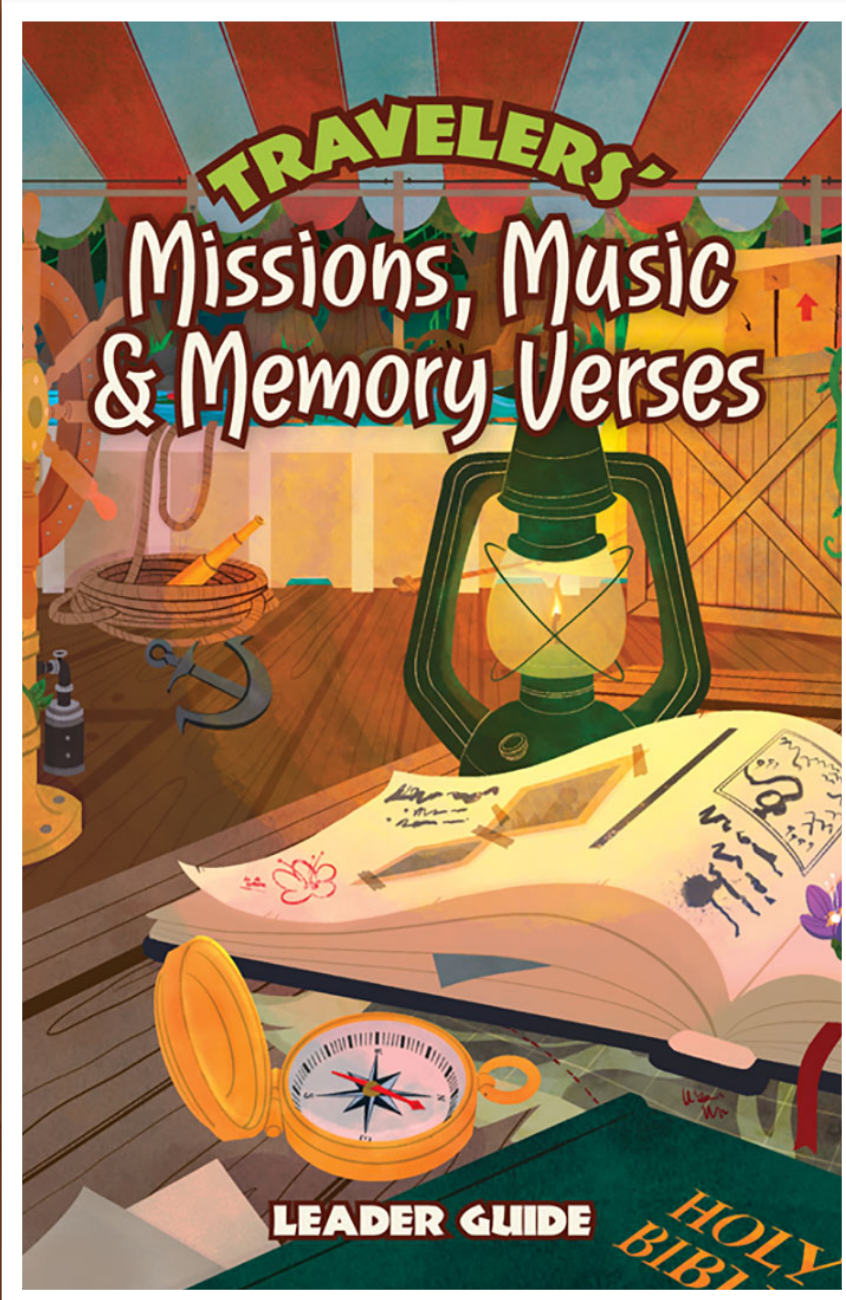
FAHRENHEIT

451

RAY BRADBURY

THE GREAT
Jungle
JOURNEY
AnswersVBS





Day 3

Juniors and Primaries

To review today's verse, write each word of the verse on a plastic or paper cup. Use a different color of cups for every group of 2–3 students. Groups (or individuals) will build a tower with their cups, putting the words in order as they build.

Therefore its name was called Babel, because there the LORD confused the language of all the earth. And from there the LORD dispersed them over the face of all the earth. (Genesis 11:9, ESV)

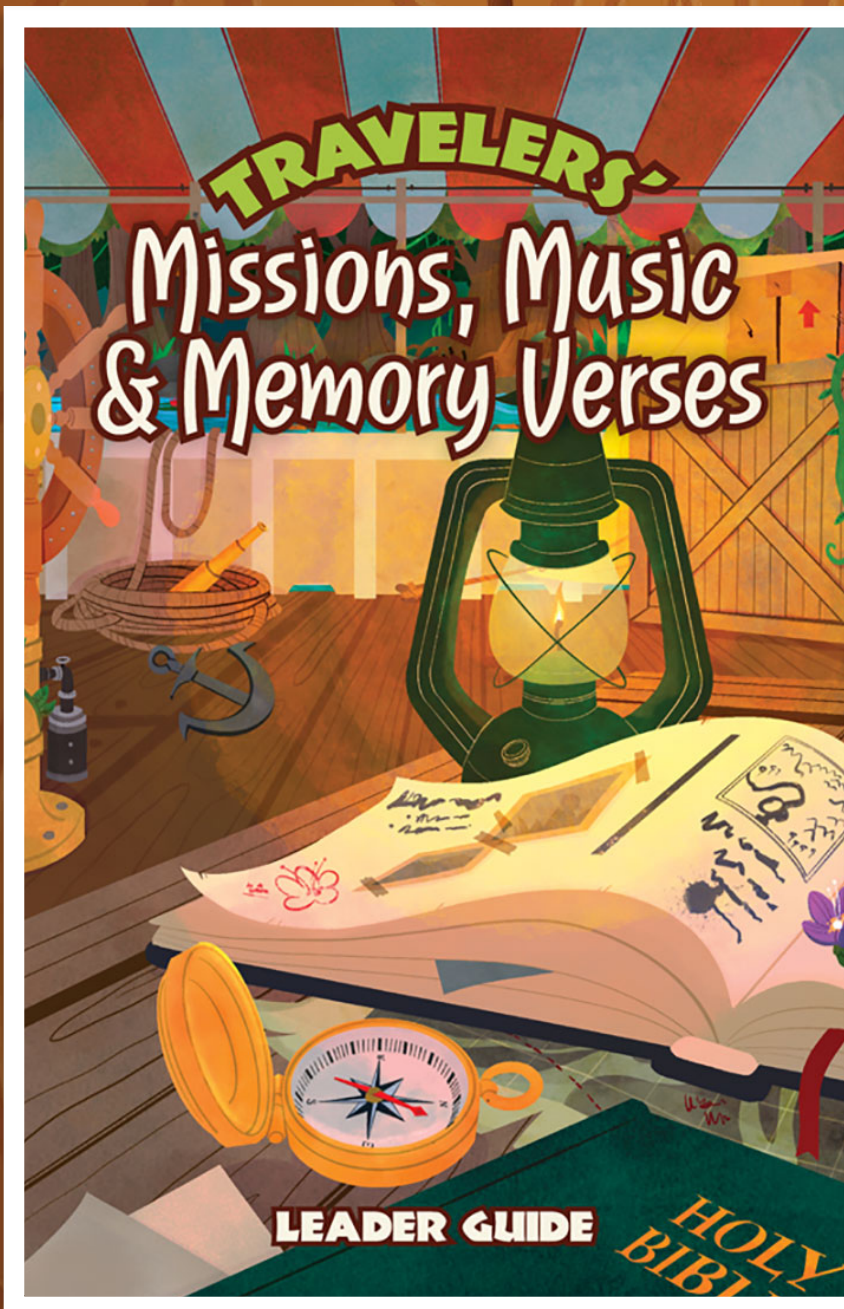
Therefore is the name of it called Babel; because the LORD did there confound the language of all the earth: and from thence did the LORD scatter them abroad upon the face of all the earth. (Genesis 11:9, KJV)

Pre-Primaries and Toddlers

To review today's verse, recite the memory verse once or twice. Have students move around the room in a specified action you give, such as marching, skipping in circles, or galloping. When you say, "Freeze!" the students must freeze in position. Recite the memory verse together. Then begin the game again with a different action.

Babel . . . there the LORD confused the language of all the earth.
(Genesis 11:9, ESV)

Babel . . . the LORD did there confound the language of all the earth.
(Genesis 11:9, KJV)



The Good News Cruise



The Good News Cruise is a powerful addition to your VBS program. Your kids will explore five different countries and learn how they can make a difference for children living in poverty around the world.

As your students explore Ukraine, Thailand, Mexico, Zambia, and the US, they'll hear the stories of boys and girls whose lives have been impacted by poverty. These children have no guarantee of meals, shelter, or an education. They need help. And they need the hope that only comes from salvation in Jesus Christ.

The good news is you and your kids have the power to make a difference!

The Bible says that giving generously to the poor is really giving generously to God himself (Proverbs 19:17). Teach your VBS class the great joy that comes from sacrificing for the sake of Jesus and his gospel.

During the Mission Moment, your group will meet Frankie, an energetic and accident-prone deckhand on the Good News Cruise. Frankie has worked a variety of jobs on ships all around the world, and he's met some amazing people with incredible stories. As he takes on different jobs on this week's cruise, he'll share stories of people he's met on his travels.

Your mission is to collect coins to fill Children's Hunger Fund Coin Paks and help provide meals for children in need, just like the ones Frankie introduces throughout the week.

When your VBS children earn coins for their Coin Paks, they make it possible for Children's Hunger Fund to fill Food Paks. A Children's Hunger Fund Food Pak is a box of nutritious food that can provide meals for a family in need. In a Food Pak, just 25¢ can provide one meal!

The Food Paks are provided to partner churches in the US and around the world who deliver them to homes of families in need. Along with food delivery, relationships are built and the gospel is shared.

Materials Needed

EVERY DAY

- ☐ Glue
- ☐ Child safety scissors
- ☐ Extra **Coin Paks** (printed or ordered ahead) for new students each day
- ☐ Extra **Map of the World** activity sheets for new students each day

DOWNLOADS

Download these resources from AnswersVBS.com/junglemissions.

- ☐ **Slides** for Children's Hunger Fund for each day
- ☐ **Videos** for Children's Hunger Fund for each day
- ☐ **Map of the World** activity sheet, 1 per child
- ☐ **Child Prayer Journals** for each day, 1 per child

DAY 1

- ☐ **Coin Paks** (printed or ordered ahead), 1 per child
- ☐ Paper, 1 per child

- ☐ Pen or pencil, 1 per child
- ☐ Timer (or use the timer on your phone)
- ☐ Whiteboard and marker

DAY 2

- ☐ Whiteboard and markers (at least two different colors)

DAY 3

- ☐ Chenille pipe cleaners, 1 per child

DAY 4

- ☐ Whiteboard and marker
- ☐ **Caterpillar segments**—1 set for each class
- ☐ Sharpie or marker
- ☐ Tape

DAY 5

- ☐ **Printed summer activity images**
- ☐ Tape
- ☐ Whiteboard and markers

Daily Scripts

Day 1: Nadya (Ukraine)

SHOW: “The Good News Cruise” slide

As we spend this week journeying from Genesis through Revelation, we are also going to get the chance to meet a boy or girl living in a different part of the world. We are partnering with Children’s Hunger Fund to help provide meals for children who don’t have enough to eat.

Besides helping provide them with meals, you can also help them hear about the message of the gospel!

SHOW: “The Good News Cruise—Nadya” slide

Are you ready to meet the first child? *Pause for participation.* Great! Today, we’re going to meet a little girl named Nadya, who lives in the country of Ukraine.

SHOW: Video 1—Nadya

Country: Ukraine

Problem: War

Before the war, Nadya’s family didn’t have to struggle to provide basic needs like food and a place to live. They had a home, her parents had jobs, and Nadya went to school and had plans for her future. When they had to leave their home in search of safety, everything they had was lost. Thankfully, nearby churches have worked together to help refugees (people who had to leave their homes) just like Nadya and her family.

Do you want to help kids like Nadya? *Pause for participation.* Great! This week at VBS, we will be collecting coins to put in these Coin Paks. *Show Coin Pak.* Take this home today and tell your family and friends about Nadya. Ask them to help you collect coins for meals. Just 25 cents can provide a nutritious meal for a hungry child.

These meals will be packed into a Children’s Hunger Fund Food Pak, which is a box of healthy, nutritious food. This will be enough to feed a family for several days.

Each day this week, bring back any coins you’ve collected, and we’ll count how many meals you’ve given so far. With your help, we can deliver hope to suffering families all over the world.

DO MISSION ACTIVITY: WHAT WILL YOU TAKE?

1. Pass out paper and a pen or pencil to each student.
2. Tell the students, “Quick! You have five minutes to grab the 10 most important things from your home!”
3. Set a timer for five minutes and have them write down 10 things they would take with them.
4. Have the students share what they would bring with them and write a few on the board.
5. Tell the students, “Oh, no! We don’t have enough room for all 10 items! You have two minutes to cut it down to five items!”
6. Set a timer and have them cross off half of the items from their list.
7. Have the students call out what they removed from their list.
8. Tell the students, “Bad news! You can only take one item, and you only have 30 seconds to decide!”
9. Set a timer for 30 seconds and have them cross off all but one item.
10. Have the students call out what their one item was and circle those on the board.

TALKING POINTS

- Which of these lists was the hardest to make?
- Why did you remove certain items from your list and not others?
- What if you couldn’t even bring the one item left on your list?
- When Nadya had to leave her home, they didn’t have a chance to pack their bags and make a list of what they wanted to take with them. Nadya had to leave with only the clothes she was wearing.
- Think about other things you need each day. Did anyone think to include food on their list? What about a blanket or a warm jacket?
- Even if Nadya’s family could find a grocery store or a hotel that was open, the money they brought would only last so long.
- Without churches to help them, how would Nadya’s family make it to safety?
- Once there, how would they be able to start over?
- What can you do to help families like Nadya’s?



 CHILDREN'S
HUNGER FUND

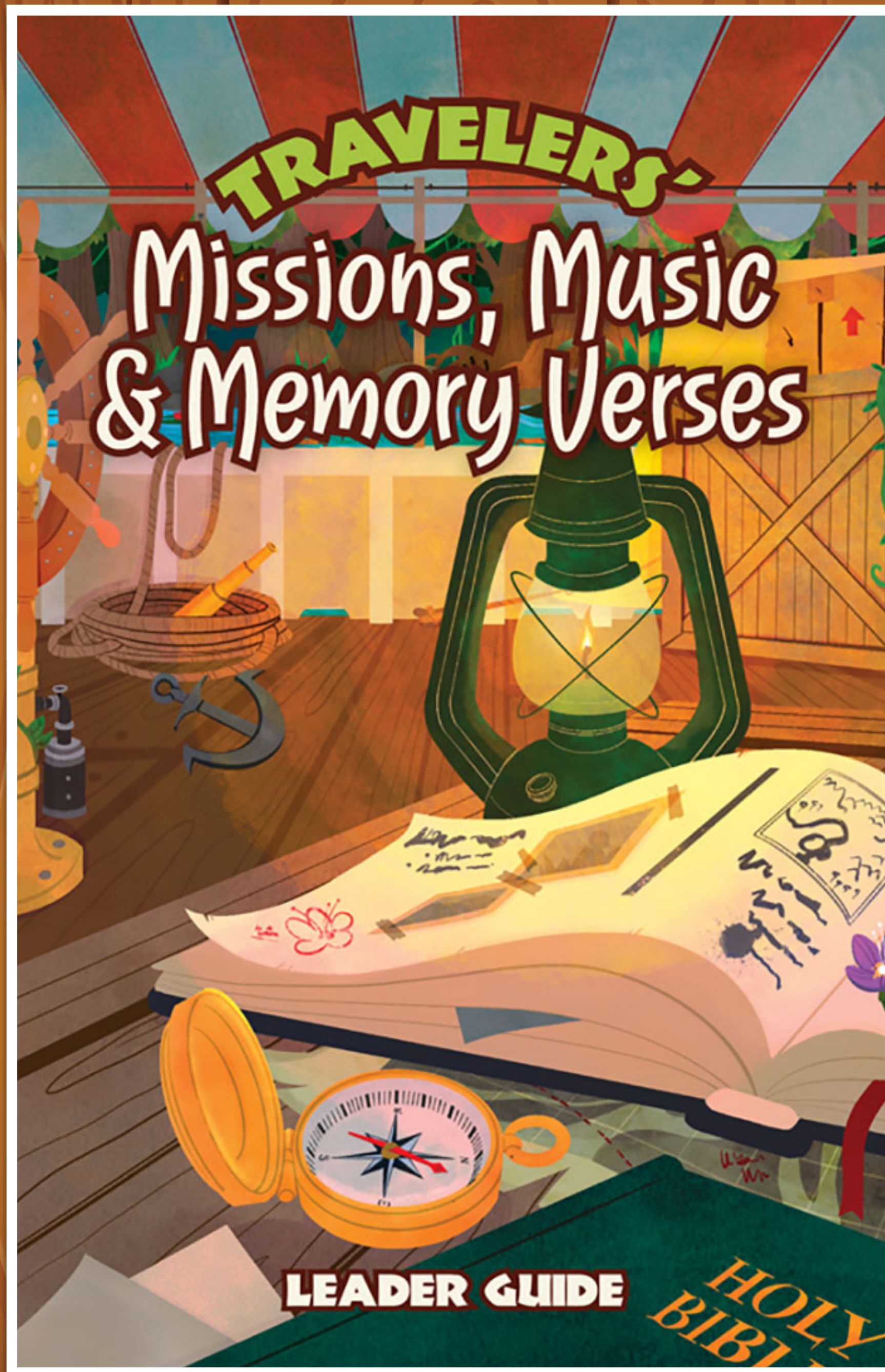


Nadya

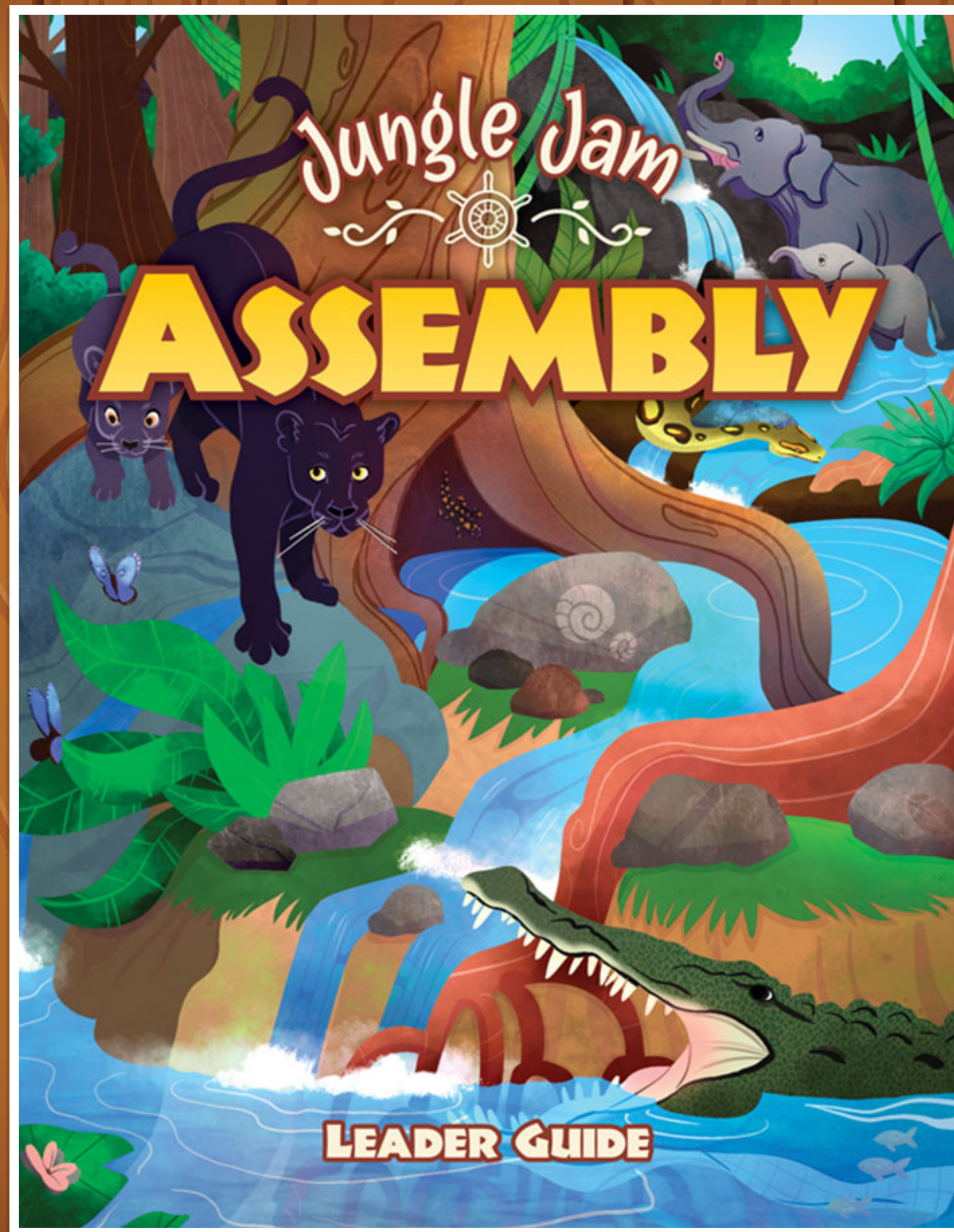


Day 2





THE GREAT
Jungle
JOURNEY
AnswersVBS



THE GREAT
Jungle
JOURNEY
AnswersVBS

Daily Assembly Scripts

Day 1: Opening Assembly

Welcome (2 minutes)

Props for Day 1 Welcome: suitcase or backpack and various supplies for a jungle river cruise (e.g., hat, bug spray, rain boots, binoculars, flashlight or headlamp, poncho or light-weight hooded jacket)—choose several.

Person 1: Hey, everyone! Welcome to *The Great Jungle Journey*! Are you ready for the trip of a lifetime?

Person 2: Enter carrying a suitcase or backpack.

Person 1: Oh, hi there! Are you ready for our jungle river cruise?

Person 2: Ready!

Person 1: Great! Do you have your hat?

Person 2: Oh, I forgot it! Just a second. Run backstage. Be loud and clumsy looking for the hat, then come back with it. Okay, ready!

Person 1: Good. Let's get going. You do have bug spray, don't you?

Person 2: Eerrrh! I forgot that. Run backstage and come back with it. Okay, now I'm ready!

Continue this way for a minute, forgetting one or two more things.

Person 1: I think you're finally ready. Everybody, let's get to our feet and take off on our jungle journey!

Song (3 minutes)

Theme Song

Song (3 minutes)

Contemporary: "The Manatee Song" / Traditional: "God Is Good"

Mission Moment (5 minutes)

SHOW: "The Good News Cruise" slide

As we spend this week journeying from Genesis through Revelation, we are also going to get the chance to meet a boy or girl living in a different part of the world. We are partnering with Children's Hunger Fund to help provide meals for children who don't have enough to eat.

Besides helping provide them with meals, you can also help them hear about the message of the gospel, too!

SHOW: "The Good News Cruise—Nadya" slide

Are you ready to meet the first child? Pause for participation. Great! Today, we're going to meet a little girl named Nadya, who lives in the country of Ukraine.

SHOW: Video 1—Nadya

Country: Ukraine

Problem: War

Before the war, Nadya's family didn't have to struggle to provide basic needs like food and a place to live. They had a home, her parents had jobs, and Nadya went to school and had plans for her future. When they had to leave their home in search of safety, everything they had was lost. Thankfully, nearby churches have worked together to help refugees (people who had to leave their homes) just like Nadya and her family.

Do you want to help kids like Nadya? Pause for participation. Great! This week at VBS, we will be collecting coins to put in these Coin Paks. Show Coin Pak. Take this home today and tell your family and friends about Nadya. Ask them to help you collect coins for meals. Just 25 cents can provide a nutritious meal for a hungry child.

These meals will be packed into a Children's Hunger Fund Food Pak, which is a box of healthy, nutritious food. This will be enough to feed a family for several days.

Each day this week, bring back any coins you've collected, and we'll count how many meals you've given so far. With your help, we can deliver hope to suffering families all over the world.

Announcements (time varies)

Announce any info pertinent to your situation. Today, you need to explain how the contests work so the kids can participate. Check with your director for details.

Prayer

Dismissal

Song (play as children leave)

Contemporary Memory Verse Song: "God Created (Genesis 1:1)" / Traditional MV Song: Genesis 1:1 / C: "No One Does Good" / T: "Messing It Up"



Never feel sorry for
raising dragon slayers...

in a time when there
are actual dragons!

