


# How to Make a Pair of Palm Trees


## Supplies

- 15 x 30 in. plywood
- Two 2x4 boards, 18 in. long
- Two carpet tubes, 7 ft. long
- Two painted palm tree leaf clusters (see clip-art pattern)
- Brown burlap or butcher paper
- Drywall screws, six 2 in. screws and two 1 in. screws



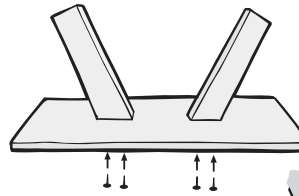
## Step 1

Angle cut one end of each 2x4 so that tree trunks lean away from each other.





## Step 2

Attach 2x4 supports to plywood base. Use 2 in. drywall screws.




## Step 3

Slide carpet tubes onto 2x4 supports.



## Step 4

Wrap carpet tubes with burlap or brown butcher paper.



## Step 5

Attach palm tree leaf clusters to carpet tubes. Use 1 in. drywall screws.

