



Toddler and Pre-Primary Crafts and Activities


Purpose of This Session



- Encourage you as you look forward to teaching young children, whether it be toddlers or pre-primaries
- Acquaint you with the format of the Teacher Guides
- Share some useful tips for your class time
- Learn what games we have in store
- Preview crafts and see some samples
- Introduce the new science activities for pre-primaries and toddlers



Toddler vs. Pre-Primary



❖ Pre-Primary Guide

- Pre-primaries will likely rotate with older kids to different stations
- Similar to the other teacher guides, which are basically the Bible lessons
- Snacks, games, crafts, and science are in the respective leader guides

❖ Toddler Guide

- Toddlers likely will **not** rotate with older kids
- All-inclusive; Bible lessons, snacks, games, crafts, and science activities are included in this guide as well as the respective leader guides

❖ Both guides

- Have Exploration Stations, handy helps for working with young children, and decorating ideas

Flock Talk Time

❖ Lessons include

- Scripts for two teachers or a teacher and a puppet
- Daily introductions including an overview and devotional to help you prepare
- **Exploration Stations** themed for the Bible lesson, sheep and shepherds, or Irish farm life
- **Introduce It!** section is a time of welcome and transition into the lesson
- **Teach It!** section is the main focus of the lesson on biblical truths
- **Apply It!** section is a time for reviewing the memory verse and doing application activities
- In addition, both guides have **lesson review questions** and ***Simple Songs for Kids***



Extra Helps



❖ Lesson Margins

- Color thumbnails of posters
- Quick tips and reminders
- Materials lists placed where needed

❖ Back Cover

- Materials for each Bible lesson and Exploration Station
- Color-coded by source: download or teacher kit

❖ Teaching Tie-Ins

- Games, snacks, crafts, and Exploration Stations
- Help you make an important connection between specific activities and the themes being taught



Exploration Stations

❖ Five types of stations

- **Discovery Center**—teacher-led, quick game or activity
- **Wet Sensory Table**—container with water and objects for tactile play
- **Dry Sensory Table**—container with dry objects for tactile play



Exploration Stations



- **Dramatic Play area**—costumes and props for imaginary play
- **Coloring corner**—crayons, markers, and other materials to use with memory verse coloring sheets
- Each station is themed and has a Teaching Tie-In
- Extra station ideas are provided



Game Time



❖ Green Meadow Games

- Pre-Primaries have three options per day
- Toddlers have two game options per day
- Toddlers will play games like Shift the Sheep; Good Doggies; How Tall Was Goliath; Birds of a Feather Relay; Hunt for Woolly; and Quiet, Quiet
- Pre-Primaries can choose from games like Sheep, Sheep, Shepherd; Border Collie Tag; Shoo Fly; and Psalm 23 Splash
- All are simple and quick to learn and play
- Few materials are required
- Most can be played either indoors or outdoors.

Game Time

❖ Game Tips

- Share the Teaching Tie-In before or after each game
- Be ready to switch games if the first one is too hard or the kids need something new
- Be flexible. If a rule doesn't work well for your group, feel free to change it
- Young children may not understand the gameplay by merely listening to instructions. Keep it simple and show them how to play:
 - Help them search for hidden objects
 - Demonstrate motions they'll use
 - Take their hand and run with them
 - Just have fun!



New Science Time!



❖ Celtic Corner Science

▪ Themed Activities for Pre-Primaries and Toddlers:

- **Sticky Sheep**—children experiment by rubbing objects on wool to see if they stick
- **Growing Green Pastures**—children learn about grass and plant some seeds to grow at home
- **Shadows and Light**—children explore what causes a shadow and make some shadows of their own
- **Oil and Water Mix-Up**—children discover what happens when water is added to oil
- **Making Rainbows**—children experiment with prisms, light, and water to make dazzling rainbows




Craft Time



❖ Celtic Corner Crafts

- Why teach crafts?
 - Great way for kids to use creativity and imagination
 - Develops fine motor skills and dexterity
 - Gives kids a take-home reminder of the lesson
 - Some crafts can be relaxing
 - Because it can be fun!



Craft Time

❖ Crafting Tips

- Make a finished sample of the craft to show
- Pass out one or two pieces for each step instead of a box full of “distractions”
- If they do have all materials, ask them to find and hold up each piece as you demonstrate
- Try to find ways for toddlers to be engaged in making their crafts
- Resist making the craft for them. It doesn't have to be perfect. Show them how, then give them a chance to try
- Let your assistants know how much you expect them to do



Celtic Crafts - Day 1

❖ Toddler Crafts

▪ Fluffy Cotton Sheep

- Prep the legs (and head if desired).
- Toddlers add cotton balls, face, and tail

▪ Sheep Headband

- Prep the paper plate and cut out ears
- Toddlers add cotton balls and ears



Celtic Crafts - Day 1

❖ Pre-Primary Crafts

- **Baa-loved Sheep**
 - Prep the clay, legs, and cotton swabs
 - Kids assemble
- **Keepsake Ornament**
 - Prep the tag, yarn, and chenille stems
 - Kids assemble



Celtic Crafts - Day 2

❖ Toddler Crafts

▪ My Shepherd Picture Frame

- Prep the foam, add-on materials, and the coloring picture
- Toddlers color and glue on materials

▪ Border Collie Stick Puppet

- Prep the pattern and the add-on materials
- Toddlers color and glue on materials



Celtic Crafts - Day 2

❖ Pre-Primary Crafts

▪ S.O.A.P. Bible

- Prep the pattern and cut materials
- Kids assemble

▪ Shamrock Crown

- Prep the bulletin board border
- Kids assemble



Celtic Crafts - Day 3

❖ Toddler Crafts

▪ Raven Hanger

- Prep the pattern and cupcake liners
- Toddlers add feathers and eyes

▪ He Makes Me Lie Down Night-Light

- Prep the tissue paper and label
- Toddlers attach tissue paper and label on top



Celtic Crafts - Day 3

❖ Pre-Primary Crafts

- “Don’t Worry, Just Pray” Magnet
 - Prep the patterns and cardboard strips
 - Kids assemble
- Night-Light in the Darkness
 - Prep the tissue paper and patterns
 - Kids attach tissue paper and patterns



Celtic Crafts - Day 4

❖ Toddler Crafts

■ Psalm 23 Sensory Book

- Prep the cover, pages, and sensory materials
- Toddlers color and add materials

■ You Prepare a Table Place Mat

- Prep the pattern
- Toddlers color and attach stickers
- Teachers finish with contact paper



Celtic Crafts - Day 4

❖ Pre-Primary Crafts

▪ Thankube

- Prep the wooden blocks and labels
- Kids color and add labels



Celtic Crafts - Day 5

❖ Toddler Crafts

▪ Ribbon Rainbow Hanger

- Prep the plates, labels, and ribbons
- Toddlers attach label, ribbons, cotton, and stickers



▪ Rainbow Promise Crown

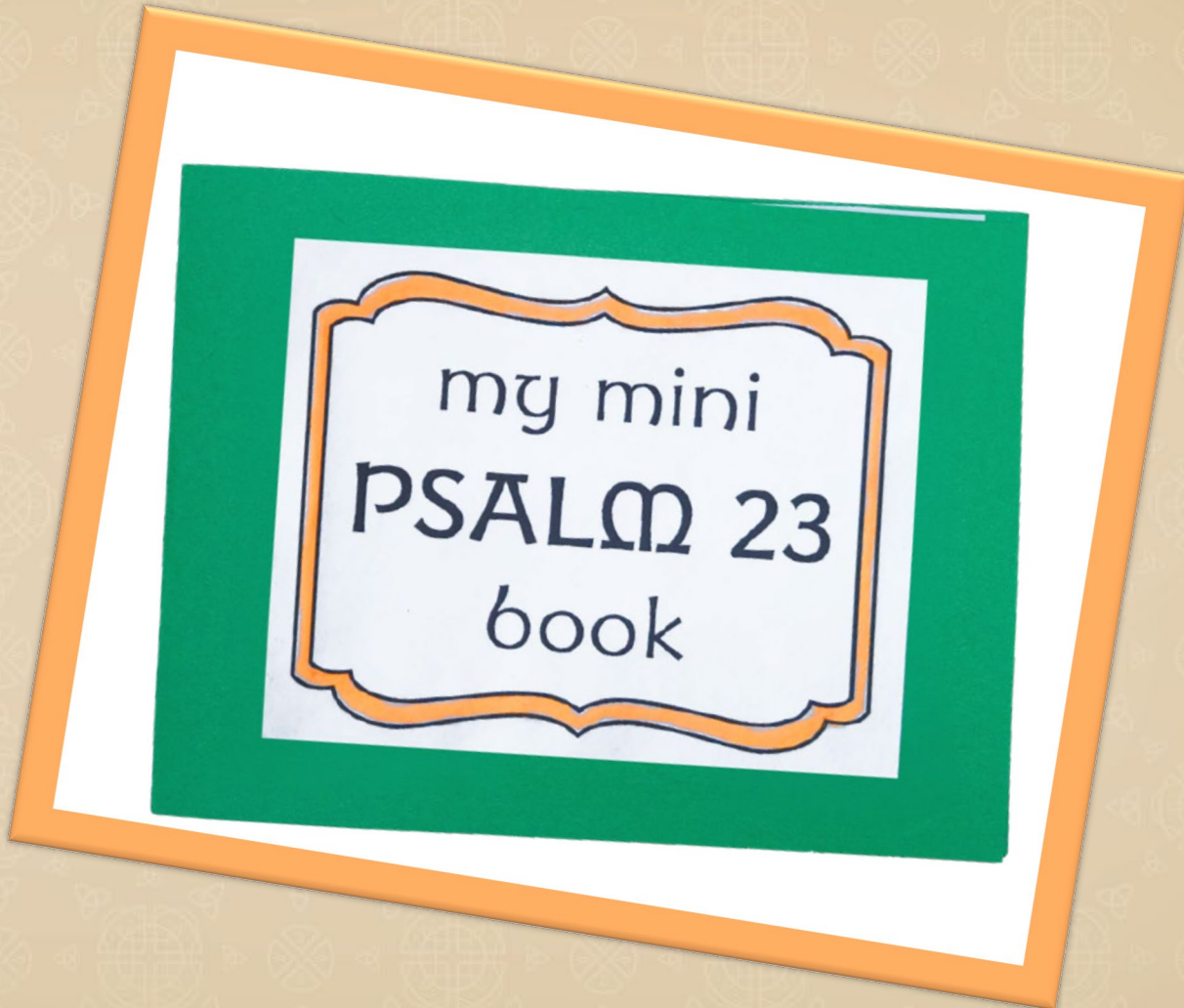
- Prep the bulletin board boarder, ribbons, and labels
- Toddlers attach stickers, labels, and ribbons




Celtic Crafts - Day 5

❖ Pre-Primary Crafts

- **My Mini Psalm 23 Book**
 - Prep the cover and pages, patterns, and sensory materials
 - Kids color and attach sensory materials





Thank you for joining me
today.

And thank you for serving
at VBS.

Have a terrific
time this year at Emerald
Crossing!